



Pipeline & Heating Solutions



## **BOSS Submersible Pumps**



**February 2012**

## **Launch Pack For Internal Use Only**

**Pack No:  
2012/5**

**PRODUCT  
LAUNCH**

## Overview

To enhance the current BOSS range, the BOSS submersible pumps have been re-worked, re-vamped and re-launched to allow us to offer to our customers another range of products that can be counted among the highest quality available in the market. The new range can be used in a wide variety of applications within the domestic, commercial and industrial sectors for pumping clean and dirty water. All models have a maximum immersion depth of 10m and are also supplied with 10m of mains cable (HO7 RN-F). The range also boasts two models which have been specifically designed for installations where space is restricted. Finally; all pumps are coded, stocked at Magna Park and waiting to be sold!

## In This Launch Pack

- Product range
- Features and Benefits
- PAG and discount group
- Accessories
- Contact Details
- Technical Information & Product Codes

## Literature

Data sheets and instruction manuals are available on all the pumps featured in this launch pack, copies can be found on the intranet. Also, keep an eye out for the new sump pump brochure, which will be available soon!

www.bossindustrial.co.uk

**BOSS PUMPS**  
Your dependable partner

**MODEL:**  
**BOSS 31 - 110 Volt** Code: 00300022  
**BOSS 31 - 240 Volt** Code: 00300023

**HIGH QUALITY SUBMERSIBLE PUMPS FOR DRAINAGE APPLICATIONS**

**HEAD UP TO 10 METRES**  
**FLOW UP TO 2.5 L/SEC**  
**FLOAT AUTO**  
**SUPPLY VOLTS**

All BOSS products are supplied with the confidence of high quality and reliability as standard.

• Full service & technical back up

**DURABILITY** **OPERATION** **CAPABILITY** **INSTALLATION**

Full stainless steel construction materials

Automatic float switch control

Solids handling up to 10 mm

Fitted with 10 Metres of mains cable

**BSS**  
Pipeline & Heating Solutions

**BOSS 31**  
**TECHNICAL SPECIFICATION**

**APPLICATIONS**  
Multi purpose submersible electric drainage pump manufactured in stainless steel material. Designed for pumping clean and waste water containing solids in suspension up to a maximum of 10mm in diameter. Ideal for cellar drainage, pumping out flooded areas and water gardening applications.

**CONSTRUCTION FEATURES OF THE PUMP**  
Pump body and impeller made completely in stainless steel, motor casing and shaft made in stainless steel.

**CONSTRUCTION FEATURES OF THE MOTOR**  
Dry asynchronous sealed motor type cooled by the pumped liquid. Motor mounted on gressed for life bearings, oversized and selected to guarantee greater noise reduction and durability. Thermo-ampereometric protection as standard. Constructed in accordance with the EC 2-3 ECD-69 (EN 60335-2-41) standards.

**MATERIALS**

Part	Material
Body	Stainless Steel
Impeller	Stainless Steel
Motor Casing	Stainless Steel
Shaft	Stainless Steel
Bearings	Stainless Steel
Float Switch	Stainless Steel
Cable	HO7 RN-F

**DIMENSIONS**

Model	B	C	D	E	F	G	H	Weight (kg)
BOSS 31	104	41	210	124	21	12.5	12.5	0.5

**AMS Pumps**  
Specialist in Pumping Systems

THE BSS GROUP PLC  
Preston, Lancashire  
L1 1 2JG England

Tel: 0870 808 2101  
Email: amspumps@bssgroup.com  
Web: www.bssindustrial.co.uk

## BOSS 21 & 21 VOX

### Applications

- Multipurpose pumps for light drainage applications
- Cellar/basement sump draining
- Flood and rain water pumping
- For use on clean water
- Available in: 1PH – 230V



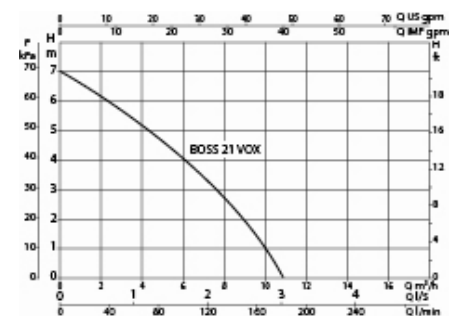
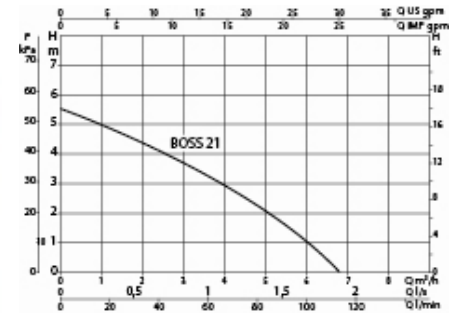
### Features and benefits

- Compact design
- Very low suction capability of 2-3mm in manual operation (BOSS 21)
- Automatic float switch control
- Lifting handle (to avoid cable lifting)
- Supplied with 25mm hose connection elbow as standard

Product analysis group: 806

Discount Group: 806

Example IAC: BOSS21, SUMP, 1PH



## BOSS 36

### Applications

- Cellar/basement sump draining
- Flood and rain water pumping
- For use on clean water
- Available in: 1PH – 110V / 230V



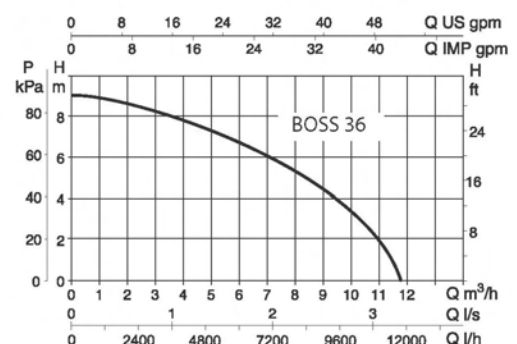
### Features and benefits

- Specifically designed for space restricted installations
- Compact design, min dimensions 200x200mm with top discharge outlet
- Very low suction capability of 2-3mm in manual operation
- Float control chamber access for cleaning/maintenance
- Supplied with 4-step multi discharge connector
- Integral float switch

Product analysis group: 806

Discount Group: 806

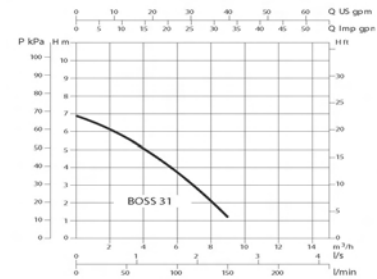
Example IAC: BOSS36, SUMP, 110V



## BOSS 31 & 51

### Applications:

- Flood and rain water pumping
- For use on clean and dirty water
- Available in: BOSS 31: 1PH – 110V / 230V  
BOSS 51: 1PH – 230V



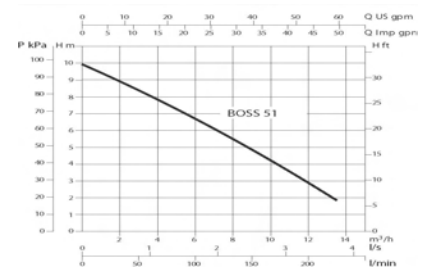
### Features and benefits

- Compact design
- Automatic float switch control
- Motor shaft mechanical seal arrangement
- Supplied with 3-step multi discharge connector

Product analysis group: 806

Discount Group: 806

Example IAC: BOSS31, SUMP, 110V



## BOSS 101

### Applications

- Construction site applications
- Emptying tanks and cisterns
- Flood and rain water pumping
- For use on clean and dirty water
- Available in: 1PH – 110V / 230V  
3PH – 400V



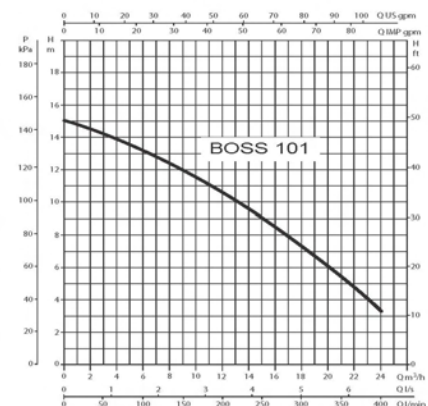
### Features and benefits

- Automatic float switch control with adjustable cable
- Motor shaft mechanical seal arrangement
- Multi voltage motors available

Product analysis group: 806

Discount Group: 806

Example IAC: BOSS101, SUMP, 3PH



## BOSS 91

### Applications

- Cellar/basement draining
- Flood water pumping
- Construction site applications
- For use on dirty water
- Available in: 1PH – 230V



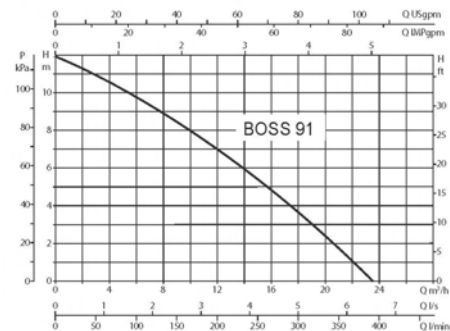
### Features and benefits

- Large single phase flow pump
- Special triple seal arrangement
- Automatic float switch control with adjustable cable
- Lifting handle (to avoid cable lifting)
- Supplied with 1 1/2" elbow

Product analysis group: 806

Discount Group: 806

Example IAC: BOSS84, SUMP, 1PH



## BOSS 84 & 104

### Applications

- Septic tank waste water
- Light sewage pumping
- Construction site applications
- For use on dirty water
- Available in: BOSS 84: 1PH – 230V  
BOSS 104: 1PH – 110V / 230V  
3PH – 400V



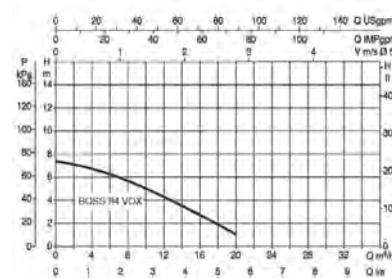
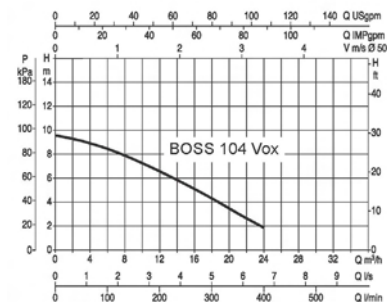
### Features and benefits

- Precision cast stainless steel impeller giving high durability and reliability
- Automatic float switch control
- Full double mechanical seal arrangement

Product analysis group: 806

Discount Group: 806

Example IAC: BOSS84, Sump, 1PH



## Product Codes and Technical Information

	New BOSS MODEL	Flow Up To	Head Up to	Closed Valve	Voltage	Motor Size	Solids Handling	Max Fluid Temp	Outlet Size	Float Switch	Supplied With	
CLEAR WATER	BOSS 21 Code 80630010	1.9l/s	5m	5.5m	230 Volt / 1 PH	0.22 KW	5mm	35° C	1 1/4" BSP F	Yes	Elbow 25mm	PLASTIC PUMPS
	BOSS 21 VOX Code 80630021	3 l/s	6.5m	7m	230 Volt / 1PH	0.44 KW	20mm	35° C	1 1/4" BSP F	Yes	Elbow 30mm	
	BOSS 36 110 V Code 80630054	3.1 l/s	8.8m	9m	110 Volt / 1PH	0.4 KW	5mm	40° C	1 1/4" BSP F	Integral	4-Step Fitting 1 1/4"	
	BOSS 36 Code 80630065	3.1 l/s	8.8m	9m	230 Volt / 1PH	0.4 KW	5mm	40° C	1 1/4" BSP F	Integral	4-Step Fitting 1 1/4"	
	BOSS 31 110 V Code 80630032	2.5 l/s	6.3m	7m	110 Volt / 1PH	0.25 KW	10mm	50°	1 1/4" BSP F	Yes	3-Step Fitting 1 1/4"	METAL PUMPS
	BOSS 31 Code 80630043	2.5 l/s	6.3m	7m	230 Volt / 1PH	0.25 KW	10mm	50°	1 1/4" BSP F	Yes	3-Step Fitting 1 1/4"	
	BOSS 51 Code 80630076	3.75 l/s	9.3m	10m	230 Volt / 1PH	0.45 KW	10mm	50°	1 1/4" BSP F	Yes	3-Step Fitting 1 1/4"	
	BOSS 101 110V Code 80630120	6.6 l/s	14.5m	15m	110 Volt / 1PH	0.75 KW	5mm	50°	1 1/2" BSP F	Yes	Bare	
	BOSS 101 Code 80630098	6.6 l/s	14.5m	15m	230 Volt / 1PH	0.75 KW	5mm	50°	1 1/2" BSP F	Yes	Bare	
	BOSS 101 3PH Code 80630109	6.6 l/s	14.5m	15m	400 Volt / 3PH	0.75 KW	5mm	50°	1 1/2" BSP F	No	Bare	
DIRTY WATER	BOSS 91 Code 80630087	6.5 l/s	11.4m	12m	230 Volt / 1PH	0.75 KW	38mm	40°	1 1/2" BSP F	Yes	Elbow 1 1/2"	PLASTIC PUMPS
	BOSS 84 VOX Code 80630131	5.5 l/s	7m	7.3m	110 Volt / 1PH	0.75 KW	50mm	50°	2" BSP F	Yes	Bare	METAL PUMPS
	BOSS 104 110 V Code 80630153	6.5 l/s	9m	9.5m	110 Volt / 1PH	0.75 KW	50mm	50°	2" BSP F	Yes	Bare	
	BOSS 104 1PH Code 80630142	6.5 l/s	9m	9.5m	230 Volt / 1PH	0.75 KW	50mm	50°	2" BSP F	Yes	Bare	
	BOSS 104 3PH Code 80630164	6.5 l/s	9m	9.5m	400 Volt / 3PH	0.75 KW	50mm	50°	2" BSP F	No	Bare	

For Internal Use Only



## Accessories

### Discharge Connection Fittings

	PUMP MODELS
	BOSS 36
Multi stepped discharge connector 4-step 1 1/4 " BSP F fitting with O-ring x 1 1/4 BSP M x D.38 x 1" BSP M x D.25	<b>CODE</b> 83080010


	PUMP MODELS
	BOSS 21 BOSS 21V BOSS 31 BOSS 51
Multi stepped discharge connector 3-step 1 1/4" BSP M fitting with O-ring x D.38 x D.32 x D.25	<b>CODE</b> 83080021

	PUMP MODELS
	BOSS 91 BOSS 101
Multi stepped discharge connector 3-step 1 1/2" BSP M fitting with O-ring x D.50 x 1 1/4" BSP M x D.40	<b>CODE</b> 83080032

	PUMP MODELS
	BOSS 21 BOSS 21V BOSS 31 BOSS 51
Discharge connection elbow 90° 1 1/4" BSP M fitting with O-ring x D.25	<b>CODE</b> 83080043


	PUMP MODELS
	BOSS 21 BOSS 21V BOSS 31 BOSS 51
Discharge connection elbow 90° 1 1/4" BSP M fitting with O-ring x D.30	<b>CODE</b> 83080054


	PUMP MODELS
	BOSS 21 BOSS 21V BOSS 31 BOSS 51
Discharge connection elbow 90° 1 1/4" BSP M fitting with O-ring x 1 1/4" BSP M x with internal 1" BSP F	<b>CODE</b> 83080065


	PUMP MODELS
	BOSS 91 BOSS 101
Discharge connection elbow 90° 1 1/2" BSP M fitting with O-ring x 1 1/2" BSP F	<b>CODE</b> 83080076


	PUMP MODELS
	BOSS 21 BOSS 21V BOSS 31 BOSS 51
Discharge connection nipple 1 1/4" BSP M fitting with O-ring x 1" BSP M	<b>CODE</b> 83080087

## Other Accessories

	PUMP MODELS
	BOSS 21 BOSS 21V BOSS 31 BOSS 51
Float switch complete with 5m of HO7RN-F cable. Can be used to control 3 phase pumps via a suitable panel	<b>CODE</b> 83080098

	PUMP MODELS
	BOSS 84 BOSS 101 BOSS 104 3 PHASE
Float switch complete with 10m of HO7RN-F cable. Can be used to control 3 phase pumps via a suitable panel	<b>CODE</b> 83080109

	PUMP MODELS
	BOSS 84 BOSS 101 BOSS 104 3 PHASE
Float switch counter weight (300g) to aid the float switch operation. Made from shockproof polystyrene.	<b>CODE</b> 83080120

	PUMP MODELS
	BOSS 84 BOSS 104
BOSS Lifting kit - Footstall and guide rail bracket set	<b>CODE</b> 83080131

## Technical Contact Details

### BOSS Technical Team

T: 0116 256 7052

E: [Technicalteam@bssgroup.com](mailto:Technicalteam@bssgroup.com)

### AMS National Sales Centre

T: 0870 609 2101

E: [amspumps@bssgroup.com](mailto:amspumps@bssgroup.com)

## Commercial Contact Details

### Edward Kendall

Project Category Manager

BSS Industrial

Fleet House, Lee Circle, Leicester LE1 3QQ

T: 0116 256 7188

M: 07831 650 818

F: 0116 256 7483

E: [edward.kendall@bssgroup.com](mailto:edward.kendall@bssgroup.com)

### Sue Cassidy

Product Manager *MCIPS*

BSS Industrial

Fleet House, Lee Circle, Leicester LE1 3QQ

T: 0116 256 7076

F: 0116 256 7463

E: [sue.cassidy@bssgroup.com](mailto:sue.cassidy@bssgroup.com)