
 Pipeline & Heating Solutions		SPECIFICATION SHEET BOSS 1 KVCX AD60/120 (804-10039)			
		Receiver		From	
Company Contact Address Telephone Fax E-mail					
Ref	Item no.	Description	QTY	Unit pr.	Gross price
	804-10039	<p>BOSS 1 KVCX AD60/120 (16amp Single phase feed to the BOSS ACTIVE DRIVER)</p> <p>PLEASE NOTE: We strongly recommend the use of a combined anti-vac, air relief and surge arrester valve (804-10072)</p> <p>GENERAL DATA The booster with BOSS Active Driver have been especially designed and manufactured to satisfy requirements for constant pressure in modern systems. Constant pressure-controlled systems are suitable for: Irrigation – Industry – Hotel installations – Domestic installations – Thermal baths. The design of this booster system features energy saving, flexibility, reliability and user-friendliness.</p> <p>ABOUT BOSS ACTIVE DRIVER The BOSS Active Driver unit is a comprehensive device that includes hydraulic system connections, a pressure sensor, a flow sensor and an electronic frequency converter (inverter). When fitted to the delivery of each pump, the BOSS Active Driver regulates the rotation speed of the electric pump to which it is connected maintaining a constant pressure in relation to the flow rate variation of the water. The water that flows through the BOSS Active Driver also helps to cool the internal electronic components.</p> <p>OPERATION When the pressure of the system drops due to water extraction, the pump automatically cuts in and remains modulated to satisfy the required flow rate. The working pressure can be adjusted to suit the system by means of the two + and – buttons on the BOSS Active Driver. (The factory set pressure is 6.0 Bar). The pump cuts out under the following conditions: - pump overcurrent - dry running - low supply voltage -max. pressure value exceeded (adjustable) -Active driver electronic components overheating. The Active Driver has built in frost protection which rotates the pump @ 25Hz at temperatures below 2°C . This unit is supplied with a safety control unit with magneto-thermal cut-out and power supply input terminal board.</p> <p>BOSS ACTIVE DRIVER DISPLAYED FUNCTIONS - Pump operating frequency (Hz) - Instantaneous pressure (bar) - Pump absorbed current (ampere) - Operating alarms</p> <p>BOSS ACTIVE DRIVER EXTERNAL CONNECTIONS Inputs: pump cut-out, pressure-switch / float against dry-running. Outputs: two volt free contacts for alarm/stop and pump running signalling.</p> <p>CONSTRUCTION CHARACTERISTICS - COMPONENTS</p> <ul style="list-style-type: none"> • 1 vertical multistage centrifugal KVCX pump • Ball valves on the suction and delivery pipe union of each single pump • Check valves on the suction side of the pump • 1 Active Driver unit on the delivery of the pump <p>Varem 8 Ltr Vertical Pressure Vessel with Stainless Steel Clamp Plate and Butyl membrane WRAS (WRC) Approved</p>	1 1		
1_KVCX_AD_60/120 Project		1BSSAD60.120.2006 Project ID		2006 Created on	
				2013 April Last update	



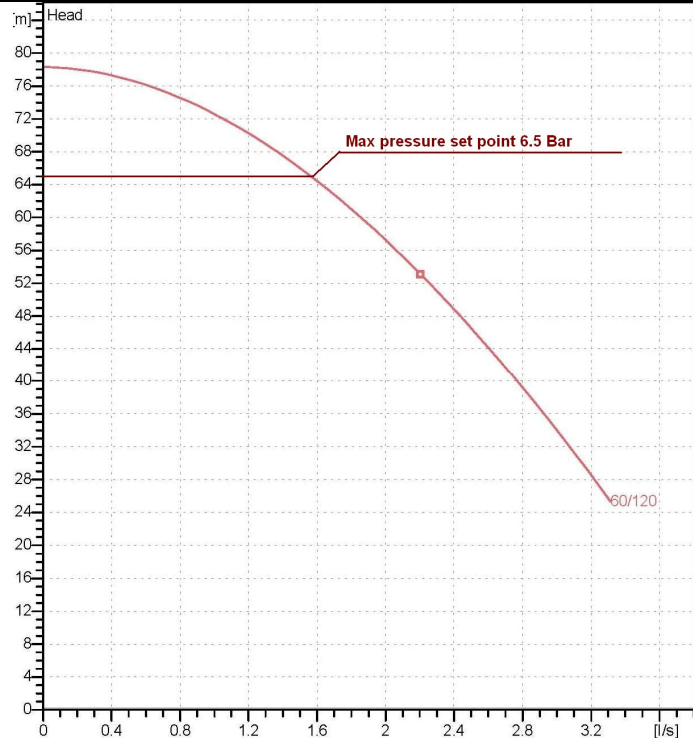
Pipeline & Heating Solutions

DATA SHEET BOSS 1KVCXAD 60/120 (804-10039)

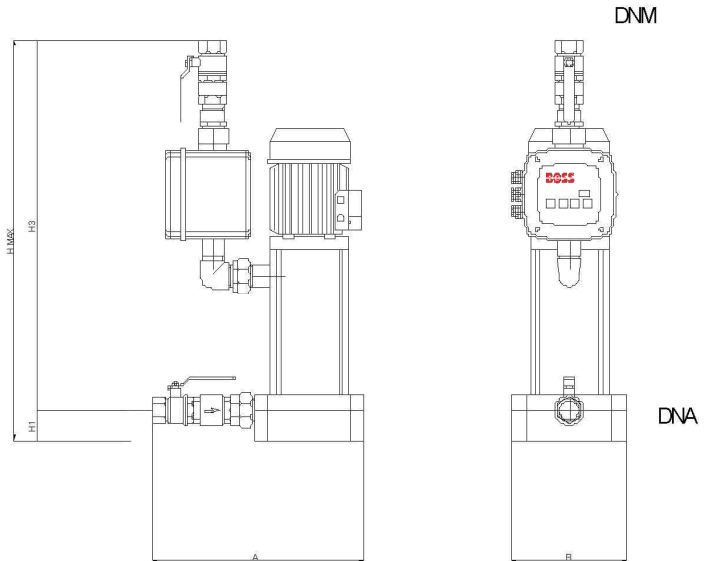


	Customer	From
Company		
Contact		
Address		
Telephone		
Fax		
E-mail		

Item No.	804-10039
Pump Data	
Model	BOSS 1 KVCX AD 60/120
Pressure Rating:	10 Bar (1000kPa)
Min Fluid Temp:	0°C
Max Fluid Temp:	40°C
Max Operating Temp:	40°C
Available Data	
Flow:	3.3 l/sec max
Head:	6.5 Bar Max
Fluid:	Water, Pure
Fluid Temp:	20°C
Density:	0.9983 kg/bm³
Kinematic Viscosity	1.005 mm²/s
Vapour Pressure:	2.34 kPa
Motor Data	
Trade Mark:	DAB
Nominal Power P2:	2.2 kW
Rated Speed:	2800 RPM
Rated voltage:	3~ / 230v / 50Hz
Nominal current:	9.3 amp
Degree of Protection:	IP 55



Dimmension	mm
A	432
B	234
D	125
H max	719
H1	60
H3	659
Suction	1" ¼ / 10Bar
Discharge	1" ¼ / 10Bar



Weight 39kg

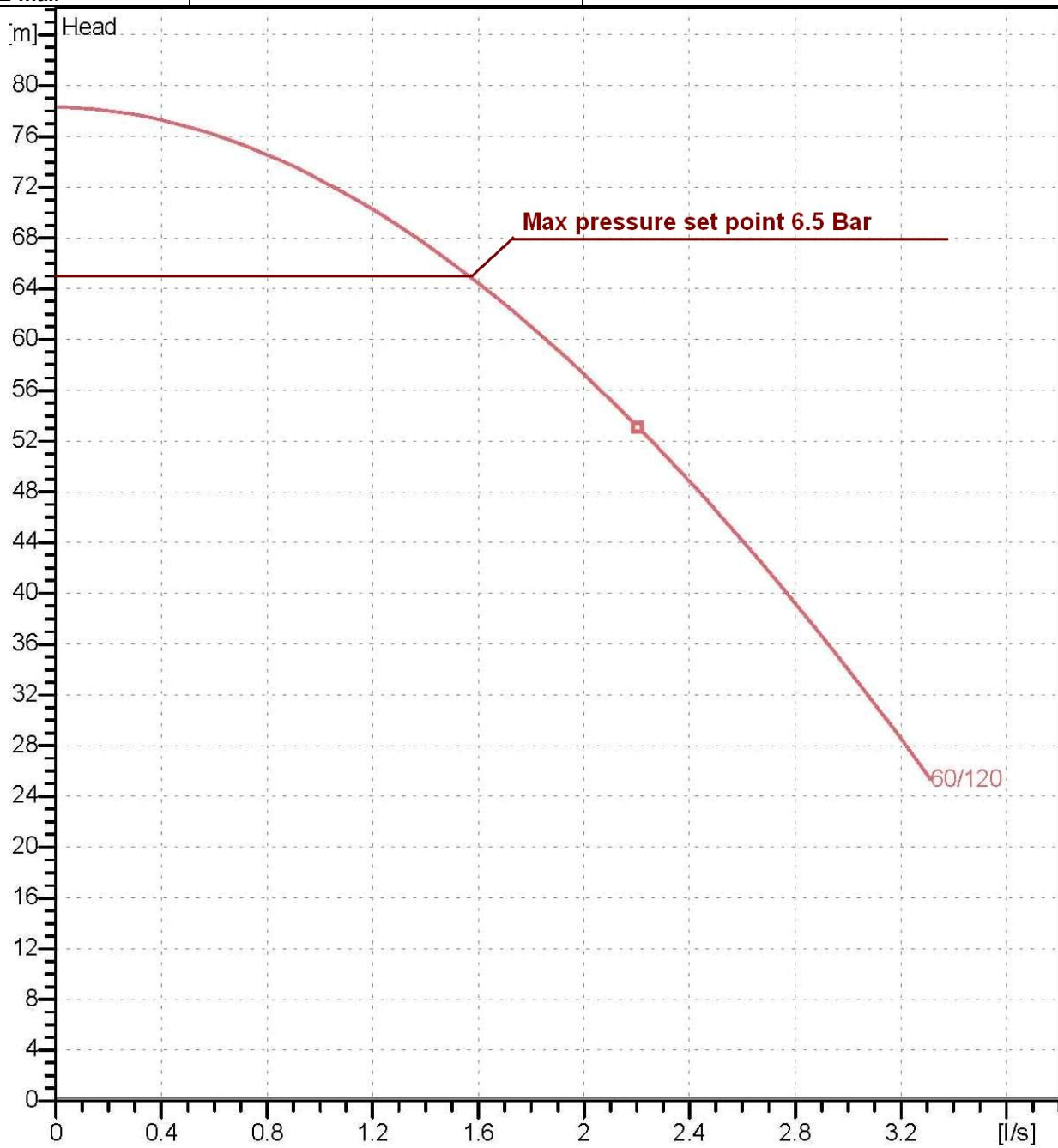


Pipeline & Heating Solutions

PERFORMANCE CURVE BOSS 1 KVCX AD 60/120 (804-10039)



	Customer	From
Company		
Contact		
Address		
Telephone		
Fax		
E-mail		



Adjustable working pressure range between 2.5 and 6.5 Bar
(25 and 65 Mtrs)

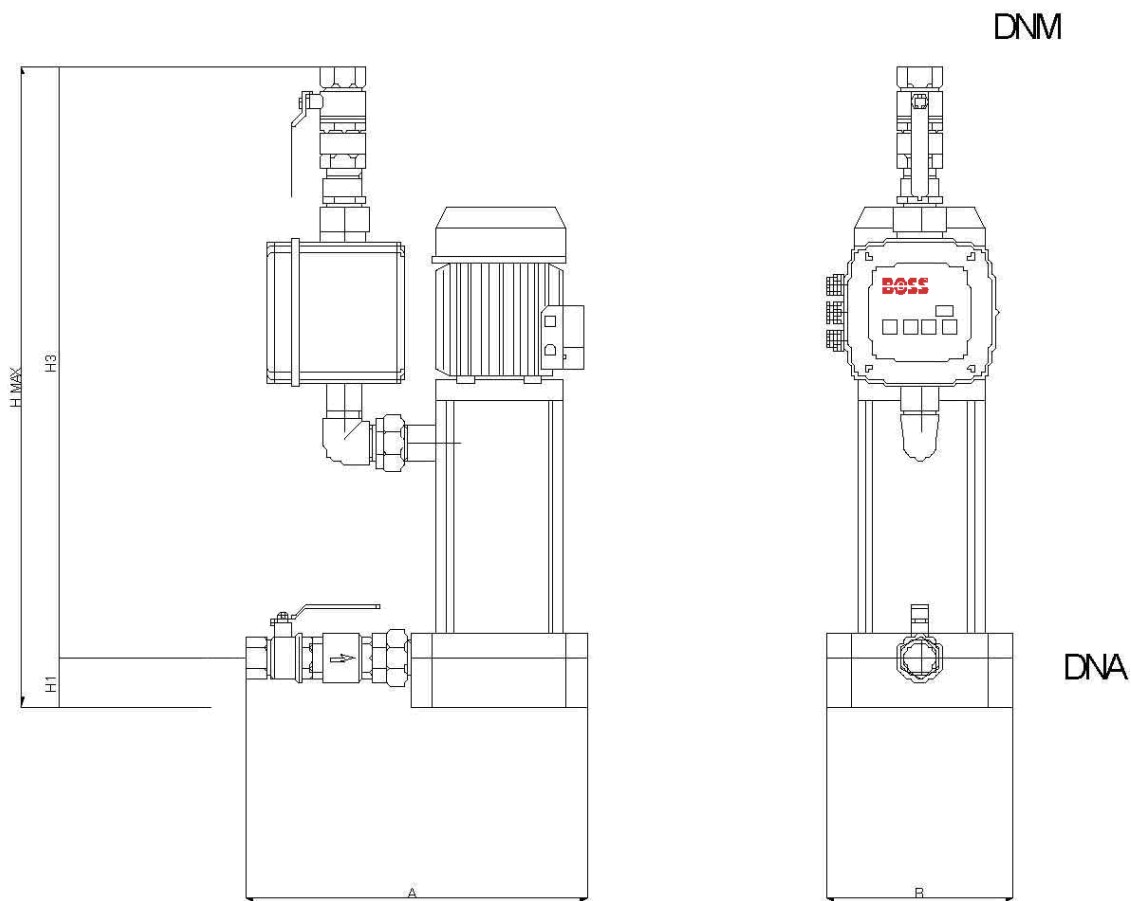


Pipeline & Heating Solutions

DIMENSIONS
BOSS 1 KVCX AD 60/120
(804-10039)



	Customer	From
Company		
Contact		
Address		
Telephone		
Fax		
E-mail		



Dimensions		mm	Pump Connections	
A		432	Suction	1" ¼ / 10Bar
B		234	Discharge	1" ¼ / 10Bar
D		125		
H max		719		
H1		60		
H3		659		

(All information may be subject to change without notice)