

**BOSS™**

Receiver

From

Contact

Address

Telephone**Fax**

E-mail

Ref	Item no.	Description	QTY	Unit pr.	Gross price
	804-10006	<p>BOSS 2KVCX AD35/120 (10amp Single phase feed to each BOSS ACTIVE DRIVER)</p> <p>PLEASE NOTE: We strongly recommend the use of a combined anti-vac, air relief and surge arrester valve</p> <p>GENERAL DATA The booster with BOSS Active Driver have been especially designed and manufactured to satisfy requirements for constant pressure in modern systems. Constant pressure-controlled systems are suitable for: Irrigation – Industry – Hotel installations – Domestic installations – Thermal baths. The design of this booster system features energy saving, flexibility, reliability and user-friendliness.</p> <p>ABOUT BOSS ACTIVE DRIVER The BOSS Active Driver unit is a comprehensive device that includes hydraulic system connections, a pressure sensor, a flow sensor and an electronic frequency converter (inverter). When fitted to the delivery of each pump, the BOSS Active Driver regulates the rotation speed of the electric pump to which it is connected maintaining a constant pressure in relation to the flow rate variation of the water. The water that flows through the BOSS Active Driver also helps to cool the internal electronic components.</p> <p>OPERATION When the pressure of the system drops due to water extraction, one pump automatically cuts in and remains modulated to satisfy the required flow rate. When the first pump reaches its maximum rotation speed, the second pump starts in cascade. If you do not want the set to work as a DUTY / ASSIST set the ACTIVE DRIVER can be set to work as a DUTY / STAND-BY so that only one pump will work at any one time (this can be done at the commissioning stage). The pumps will rotate on each start-up. The working pressure can be adjusted to suit the system by means of the two + and – buttons on the BOSS Active Driver. (The factory set pressure is 3.5 Bar for both pumps). The pumps cut-out under the following conditions: - pump overcurrent - dry running - low supply voltage -max. pressure value exceeded (adjustable) -Active driver electronic components overheating. The Active Driver has built in frost protection which rotates the pump @ 25Hz at temperatures below 2°C . This unit is supplied with a safety control unit with magneto-thermal cut-out and power supply input terminal board.</p> <p>BOSS ACTIVE DRIVER DISPLAYED FUNCTIONS - Pump operating frequency (Hz) - Instantaneous pressure (bar) - Pump absorbed current (ampere) - Operating alarms</p> <p>BOSS ACTIVE DRIVER EXTERNAL CONNECTIONS Inputs: pump cut-out, pressure-switch / float against dry-running. Outputs: two volt free contacts for alarm/stop and pump running signalling.</p> <p>CONSTRUCTION CHARACTERISTICS - COMPONENTS • 2 vertical multistage centrifugal KVCX pumps WRAS approved • Galvanised steel baseplate complete with 4 anti-vibration rubber feet • Suction and delivery manifolds in AISI 304 STAINLESS steel • Ball valves on the suction and delivery pipe union of each single pump • Check valves on the suction side of each pump • 2 no. AISI 304 STAINLESS steel manifold caps • Radial pressure gauge with shut-off valve • 1 Active Driver unit on the delivery of each pump</p> <p>Varem 8 Ltr Vertical Pressure Vessel with Stainless Steel Clamp Plate and Butyl membrane WRAS (WRC) Approved</p>	<p>1</p> <p>1</p> <p>1</p>		
2_KVCX_AD_35/120 Project		BSSAD35.120.2006 Project ID		2006 Created on	2010 Mar Last update



Pipeline & Heating Solutions

DATA SHEET

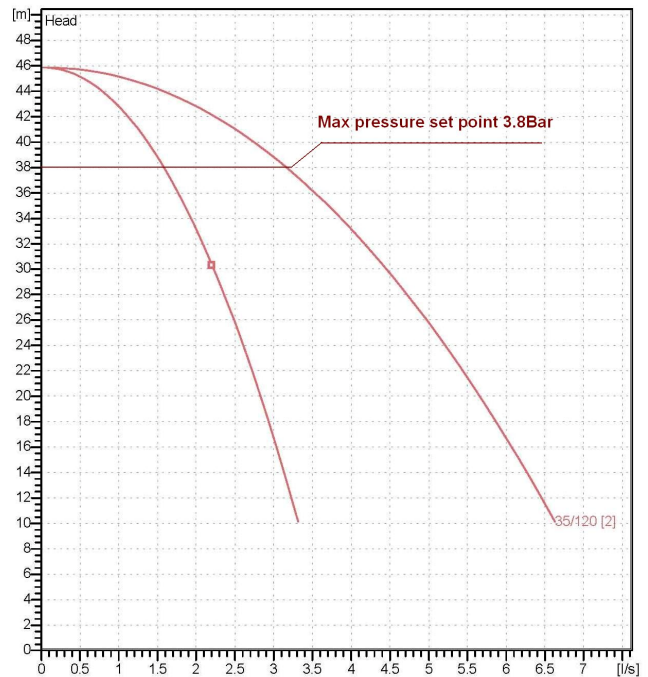
BOSS 2 KVCX AD 35/120

(804-10006)

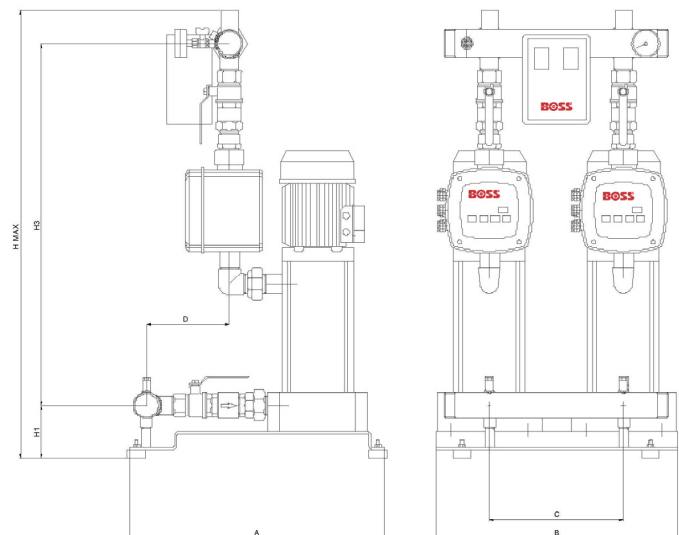


	Customer	From
Company		
Contact		
Address		
Telephone		
Fax		
E-mail		

Item No. 500140860	804-10006
Pump Data	
Model	BOSS 2 KVCX AD 35/120
Pressure Rating:	10 Bar (1000kPa)
Min Fluid Temp:	0°C
Max Fluid Temp:	40°C
Max Operating Temp:	40°C
Available Data	
Flow:	3.3 l/sec max each
Head:	3.8 Bar Max
Fluid:	Water, Pure
Fluid Temp:	20°C
Density:	0.9983 kg/bm³
Kinematic Viscosity	1.005 mm²/s
Vapour Pressure:	2.34 kPa
Motor Data	
Trade Mark:	DAB
Nominal Power P2:	1.1 kW
Rated Speed:	2800 RPM
Rated voltage:	3~ / 230v / 50Hz
Nominal current:	6.0 amp
Degree of Protection:	IP 55



Dimmension	mm
A	655
B	540
C	300
D	185
H max	857
H1	120
H3	664
Suction	2" / 10Bar
Discharge	2" / 10Bar



Weight 81kg

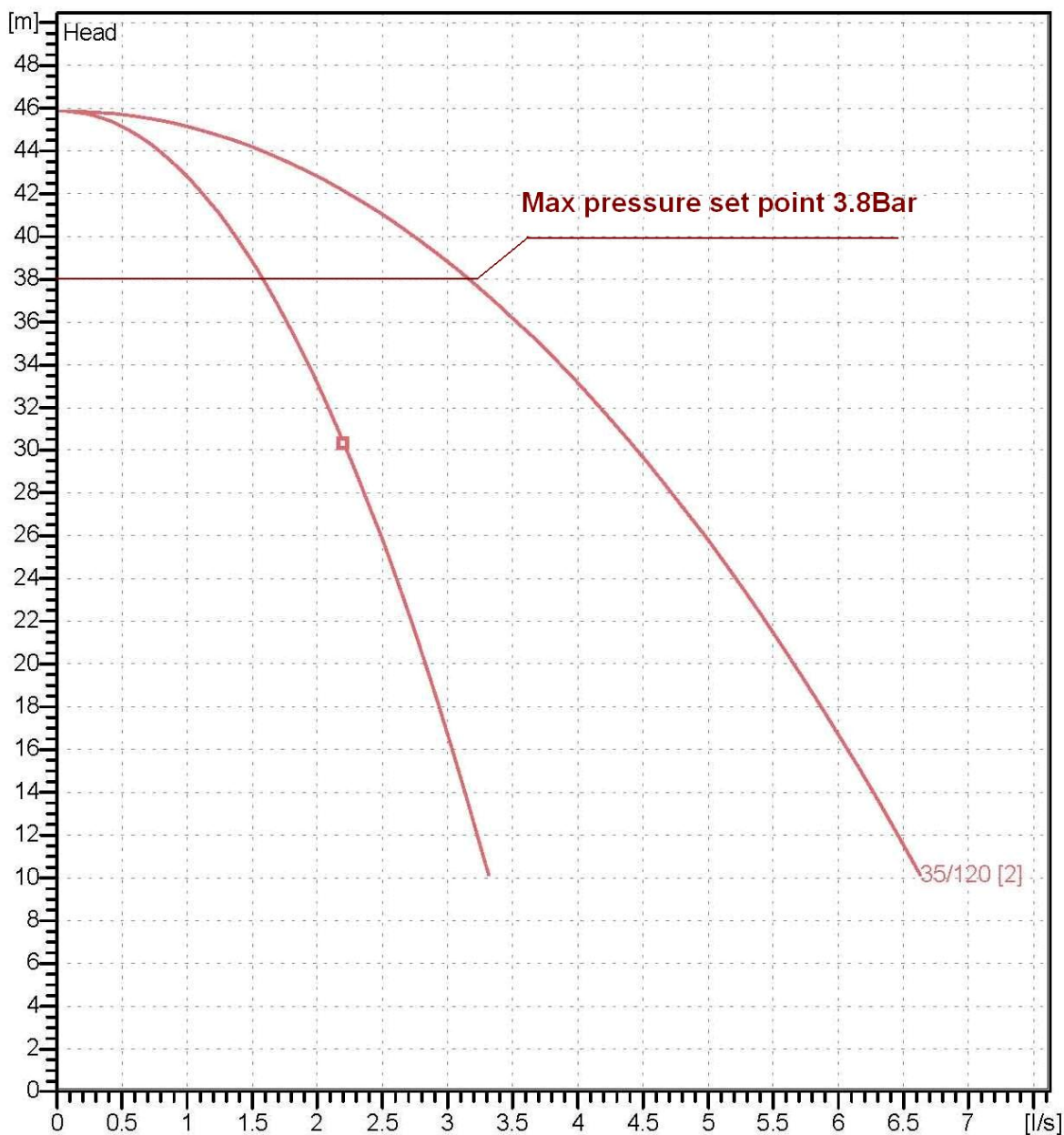


Pipeline & Heating Solutions

PERFORMANCE CURVE BOSS 2 KVCX AD 35/120 (804-10006)



	Customer	From
Company		
Contact		
Address		
Telephone		
Fax		
E-mail		



Adjustable working pressure range between 1.0 and 3.8 Bar
(10 and 38 Mtrs)

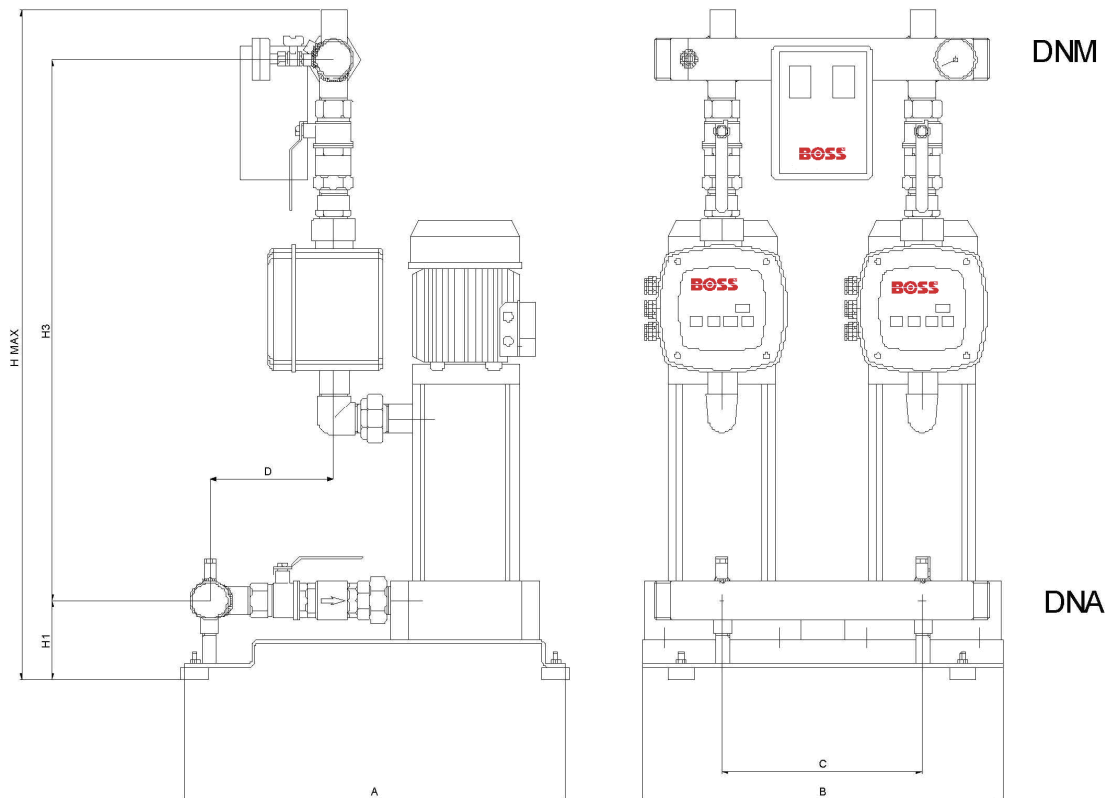


Pipeline & Heating Solutions

DIMENSIONS **BOSS 2 KVCX AD 35/120** **(804-10006)**



	Customer	From
Company		
Contact		
Address		
Telephone		
Fax		
E-mail		



Dimensions	mm	Pump Connections
A	655	Suction 2" / 10Bar Discharge 2" / 10Bar
B	540	
C	300	
D	185	
H max	857	
H1	120	
H3	664	

(All information may be subject to change without notice)