

Description:

The Airfix D expansion vessels, which can be used in storage boiler systems and pressure boosting systems, operate in such a way that the water flows right through and they are continuously flushed with fresh water from the mains. This prevents tepid, stagnant water from collecting in the vessel in which bacterial growth could occur. Therefore, users can rely on high quality drinking water. The vessel has an internal epoxy coating, so that the water cannot come into contact with bare steel.



model shown for illustration purposes only

Features

- Easy to install with long service life
- Suitable to be used in large and small systems
- Fixed diaphragm
- Nitrogen air valve counter sunk in with protective cap.
- Special coating which prevent oxidation.
- Clench ring construction allows water section to coated before assembly
- Fitted with a synthetic flow throw device which eliminated the formation of unwanted bacteria
- Corrosion-resistant coating inside.
- No waste of valuable potable water.

Application of Use

- Potable water installation
- Fresh water systems



Material of Construction:

- Vessel: High Strength Steel
- Clampring: Heavy duty thermally-galvanised steel (sendzimir)
- Membrane: EPDM rubber
- Colour: Powder Coated – White (RAL 9010)

Maximum Operating Conditions:

- Max. vessel temperature (bladder): 70 °C.
- Max. working temperature (design): 70 °C.
- Working pressure: (up to 25 Litres) 10 Bar
- Working pressure: (35 Litres) 8 Bar

Certifications and Standards Applied:

- PED 97/23/EC
- Directive 89/336/EEC according to DIN 4807-5
- CE Approved
- ACS Certified
- WRAS approved
- Manufactured and tested to BS 6144 (A requirement of BS 6700)
- Diaphragm & Vessel coating approved in accordance with CE regulation 2002/16EG

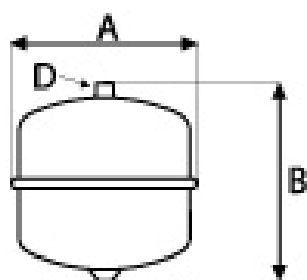
Selection Details:

Selecting expansion vessel:
Thermal input to the system
System volume
Fluid makeup i.e., 100% water, 80% Water / 20% Glycol etc
Maximum working temperature
Maximum working pressure of the system
Cold fill pressure / static height

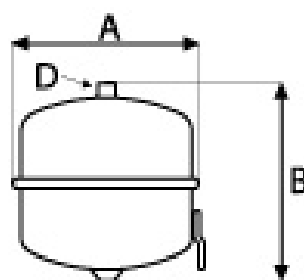
Note: Any questions please contact your local representative

Specification:

Type	Volume (l)	Pre-charge [bar]	Max. work. press. [bar]	Dimensions		Connection	Weight [kg]	Order code
				Ø [mm]	H. [mm]			
Airfix D 8	8	4	10	245	301	3/4"	3.2	19722208
Airfix D 12	12	4	10	286	334	3/4"	4.3	19722219
Airfix D 18	18	4	10	328	325	3/4"	4.9	19722230
Airfix D 25	25	4	10	358	378	3/4"	6.6	19722241
Airfix D 35	35	4	8	396	437	3/4"	8.1	19722252



AIRFIX D 8 - 25

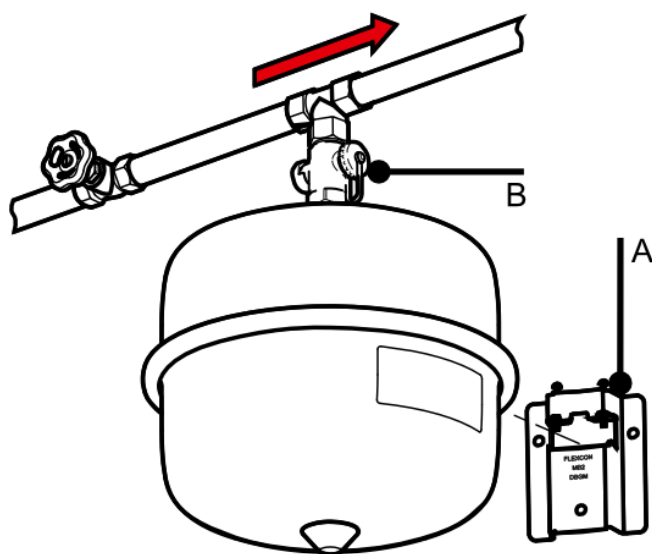


AIRFIX D 35

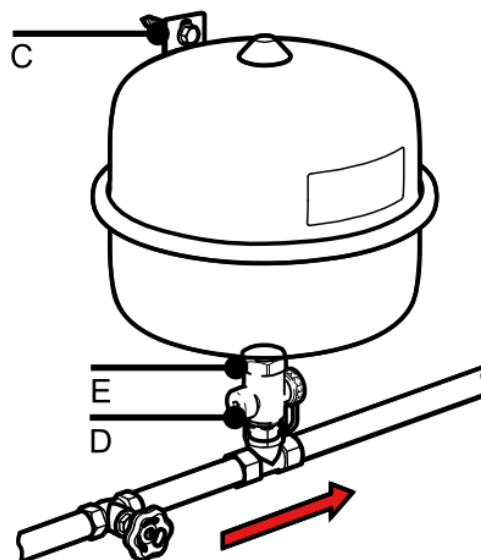
Installation & Placement:

Airfix D vessels 8 – 25 litres must be mounted hanging at the water connection (B). If mounted to a wall, vessel support MB 2/ MB 3 (A) is available as an accessory.

Airfix D 35 litre must be mounted to the suspension hook (C) with the water connection (D) pointing downwards. We recommend a combination with the Airfix Control maintenance fitting (E) (available as an accessory).



AIRFIX D 8 - 25



AIRFIX D 35

Disclaimer: We reserve the right to change designs and technical specification of our products