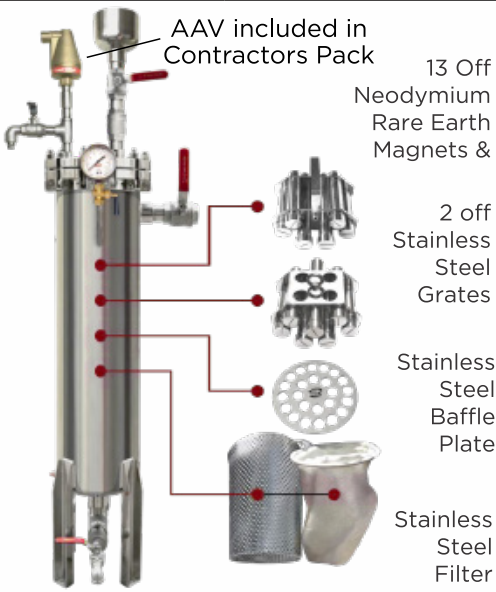


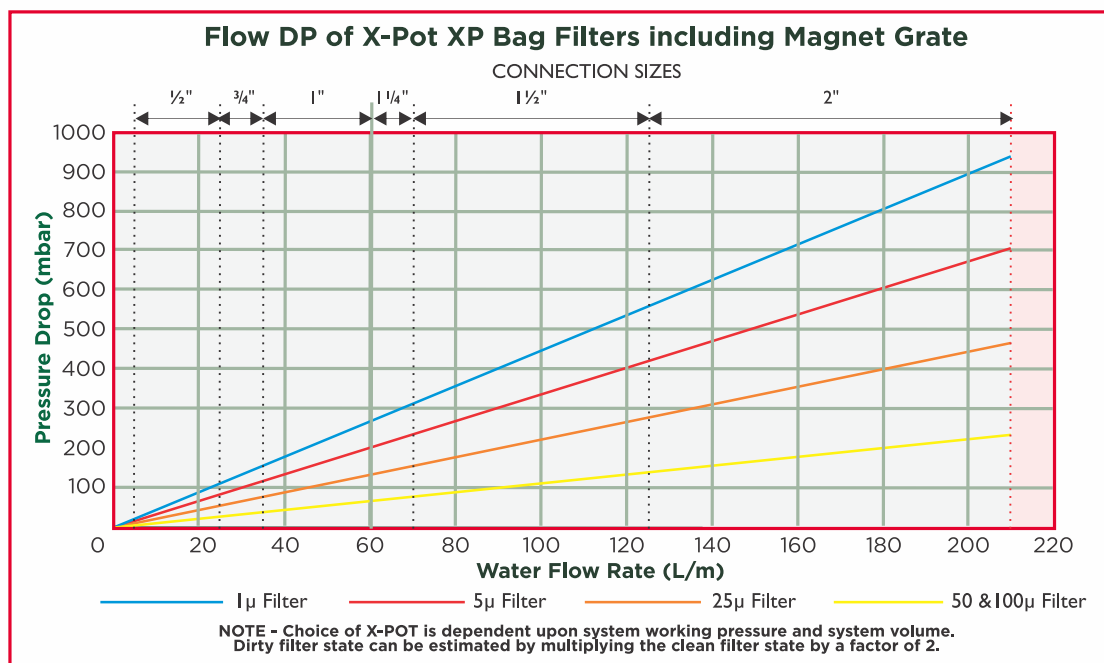
## BOSS<sup>™</sup> X-POT XP SIDE STREAM FILTRATION AND DOSING UNIT

Code	BOSS <sup>™</sup> Ref	Description
16920846	X-POT XP C/W Starter Pack	BOSS <sup>™</sup> X-POT XP C/W Starter Pack
16920525	X-POT XP Unit Only	BOSS <sup>™</sup> X-POT XP Unit Only
16920813	X-POT XP Starter Pack Only	BOSS <sup>™</sup> X-POT XP Starter Pack Only

Feature	Description
Maximum System Working Pressure	16Bar
Suitable For System Volumes up to	302,400L
Flow Rate Through the Vessel	0.083L/sec to 3.5L/sec (4.98L/min to 210L/min)
Temperature Range	0°C to 95°C
Filtration Rate	> 1 Micron
Weight	Dry: 45kg Operational: 85kg
Isolation Valve Connections	2" BSP Female
Dosing Capacity	25L
Filter Body Mounting	Floor Standing
Vessel Body	304 Stainless Steel - complies with PED 2014/68/EU CE Marked
Baffle Plate	316 Stainless Steel
Magnet Grate	316 Stainless Steel
Magnets x 13 Off	Neodymium Rare Earth
Bag Filter x 5 Off (1 Off each size)	Polypropylene Needlefelt (100, 50, 25, 5 and 1 micron)
Isolation Valves, NRV and Fittings	304 Stainless Steel
AAV	Brass
 <p>AAV included in Contractors Pack</p> <p>13 Off Neodymium Rare Earth Magnets &amp;</p> <p>2 off Stainless Steel Grates</p> <p>Stainless Steel Baffle Plate</p> <p>Stainless Steel Filter Housing</p> <p>CRATE CONTENTS</p>	<p>Insulation Jacket (3 parts)</p> <p>Assembly and Operating Instructions are Included</p> <p>Auto Air Vent</p> <p>Pressure Assembly</p> <p>1 each of 100, 50, 25, 5 &amp; 1 micron bag filters</p> <p>1x BOSS Commercial Inhibitor</p> <p>1x BOSS Test Kit</p> <p>BOX CONTENTS</p>
BOSS <sup>™</sup> X-POT XP Side Stream Filtration & Dosing Unit	BOSS <sup>™</sup> X-POT XP Starter Pack

## BOSS™ X-POT XP SIDE STREAM FILTRATION AND DOSING UNIT (Continued)














Feature	Benefits
Compliance	Engineered for BSRIA BG29 and BG50 Guidance for Chemical Dosing, Magnetic Filtration, Fine Filtration, Passive Deaeration and Side Stream Filtration.
Magnetic Filter	Removes magnetic system debris, increases the lifespan of the boiler, chiller and cooling system components, reduces carbon emissions, increases fuel efficiency and increases the lifespan of the Bag Filter.
Polypropylene Needlefelt Bag Filter	Removes non-magnetic system debris, available in 100, 50, 25, 5 & 1 micron filtration rates, ensures coalescence micro-bubble formation on the surface of the filter & surpasses BSRIA Guidance for filtration rates.
Automatic Air Separator	Ensures the system micro-bubbles and air are emitted from the system and helps to reduce corrosion rates and decreases stress on system components.
25L Dosing Pot Capacity	Enables installers and maintenance personnel to quickly dose the system with water treatment additives.
Connections 2" BSP	Suitable for all types of closed loop LTHW Heating and Cooling Water Systems up to 302,400Litres in volume.
13 Off 8,500 Gauss Neodymium Magnets	Each magnet is fully encased in 304SS shell, easily removable from the 316SS Magnet Grate for cleaning and fully submerged in the system flow for increased filtration.
Installation Bracket & Rod	For simple installation to wall + 4 off bolt holes in feet.
Servicing	The cleaning of the filters can simply be achieved without the need to shut the main system down and the dosing of water treatment chemicals is achieved simply and safely, again without the need to shut the system down.
Enhanced Performance	The ingenious design ensures that the filter will continue to perform should regular maintenance not be carried out.
Stainless Steel Components	All major components are manufactured from 304SS or 316SS for improved lifecycle and reliability.
Full Bore Ball Valve isolation Valves	The 304SS isolation valves do not restrict system flow and increases ease of installation.
Bespoke Insulation Jacket	Supplied as part of the Contractor Pack. The bespoke insulation jacket ensures heat losses are minimised.
Warranty	8 years excluding filters and AAV

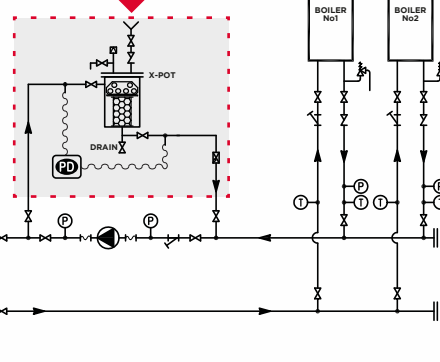
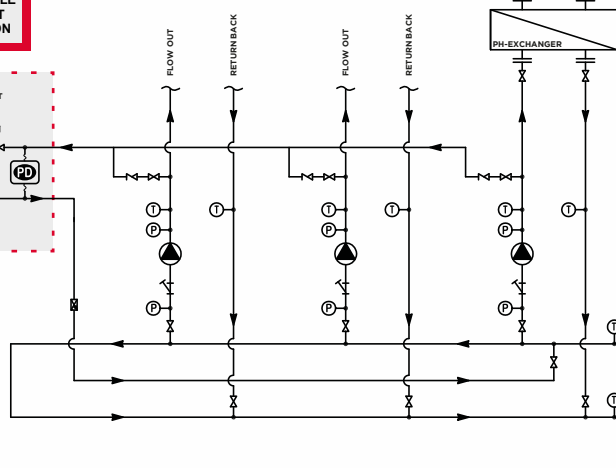
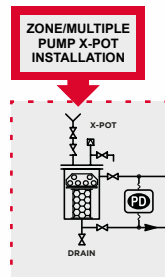
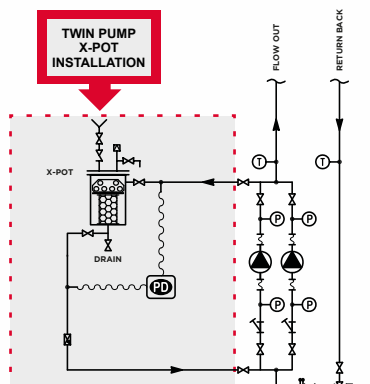


## INSTALLATION EXAMPLE



**THE X-POT® SHOULD BE FIT ON THE SECONDARY HEATING CIRCUIT TO ENSURE BULK WATER SYSTEM PROTECTION**

- |   |   |
|---|---|
|  | ISOLATION VALVE                                 |
|  | NON RETURN VALVE                                |
|  | STRAINER  |
|  | AUTO AIR VENT                                   |
|  | PRESSURE GAUGE                                  |
|  | TEMPERATURE GAUGE                               |
|  | PRESSURE RELEASE VALVE                          |
|  | FLEX CONNECTION                                 |
|  | PUMP  |
|  | BOSS™ PD-MONITOR                                |
|  | PRESSURE INDEPENDENT<br>DYNAMIC BALANCING VALVE |
|  | COMMISSIONING VALVE                             |
|  | 3 PORT VALVE                                    |



**BOSStechnicalteam@BSSgroup.com**  
**03330 341920**

The size of the connections to the X-POT is determined by the total system volume being circulated through the X-POT in a 24 Hour period.

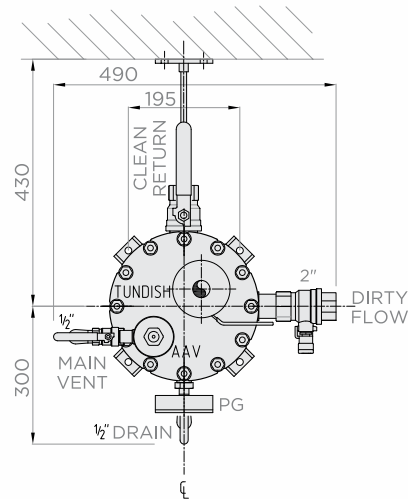
$$\frac{\text{SYSTEM VOLUME}}{86.400\text{sec}} = I/\text{sec}$$

0.083 - 0.4 l/s = ½" Conn.  
0.4 - 0.6 l/s = ¾" Conn.  
0.6 - 1.0 l/s = 1" Conn.  
1.0 - 1.2 l/s = 1 ¼" Conn.  
1.2 - 2.1 l/s = 1 ½" Conn.  
2.1 - 3.5 l/s = 2" Conn.

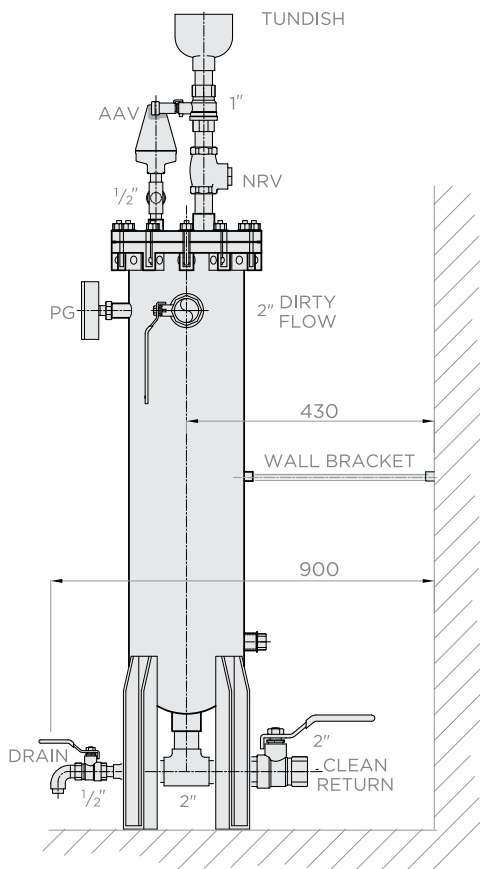
Working Pressure: 3 Bar  
System Volume 22,500L = 0.26l/s  
Chosen Vessel: X-POT Compact  
Connection Size: ½"

Working Pressure: 10 Bar  
System Volume 90,000L = 1.04l/s  
Chosen Vessel: X-POT XP  
Connection Size: 1 ¼"

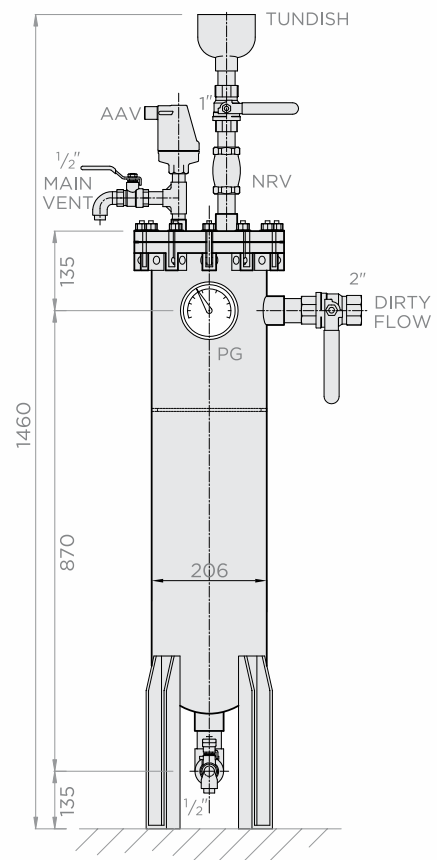
## Line Drawings



**Plan View**



**Side View**



**Front View**