

BOSS X-POT 6 SIDE STREAM FILTRATION AND DOSING UNIT

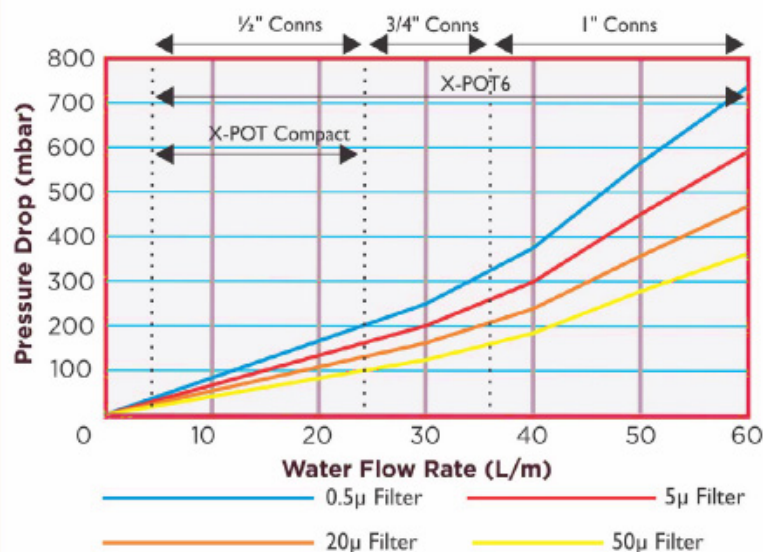
Code	BOSS [™] Ref	Description
16920835	X-POT 6 C/W Starter Pack	BOSS [™] X-POT 6 C/W Starter Pack
16920514	X-POT 6 Unit Only	BOSS [™] X-POT 6 Unit Only
16920802	X-POT 6 Starter Pack Only	BOSS [™] X-POT 6 Starter Pack Only

Feature	Description
Maximum System Working Pressure	7Bar
Suitable For System Volumes upto;	86,400 Litres
Flow Rate Through the Vessel	4.98L/min to 60L/min
Temperature Range	0°C to 95°C
Filtration Rate	Down to 0.5 Micron
Weight	Dry: 21kg Operational: 34kg
Isolation Valve Connections	1" BSP Female
Dosing Capacity	10L
Filter Body Mounting	Wall or Floor Standing (Metal Framing Channel)
Vessel Body	304 Stainless Steel – complies with PED 2014/68/EU SEP
Baffle Plate	316 Stainless Steel
Magnet Grate	316 Stainless Steel
Magnets x 6No	Neodymium Rare Earth
Cartridge Filter x 1No	Polypropylene Spun Bonded Fibre
Isolation Valves, NRV and Fittings	304 Stainless Steel
AAV	Brass
<p>including 6 No. Neodymium Rare Earth Magnets & Stainless Steel Grate</p> <p>AAV in Contractor Pack</p> <p>Stainless Steel Baffle Plate</p> <p>Cartridge filter in Contractor Pack only</p> <p>CRATE CONTENTS</p>	<p>Insulation Jacket (2 parts)</p> <p>Assembly and Operating Instructions are included</p> <p>Auto AirVent</p> <p>1x 20 Micron Cartridge Filter</p> <p>1x BOSS Commercial Inhibitor</p> <p>1x BOSS Test Kit</p>
BOSS X-POT 6 Side Stream Filtration & Dosing Unit	BOSS X-POT 6 Starter Pack

BOSS X-POT 6 SIDE STREAM FILTRATION AND DOSING UNIT (Continued)

Feature	Benefits
Compliance	Engineered for BSRIA BG29 and BG50 Guidance for Chemical Dosing, Magnetic Filtration, Fine Filtration, Passive Deaeration and Side Stream Filtration.
Magnetic Filter	Removes magnetic system debris, increases the lifespan of the boiler, chiller and cooling system components, reduces carbon emissions, increases fuel efficiency and increases the lifespan of the Cartridge Filter.
Polypropylene Cartridge Filter	Removes non-magnetic system debris, available in 50, 20, 5 & 0.5 micron filtration rates, ensures coalescence micro-bubble formation on the surface of the filter & surpasses BSRIA Guidance for filtration rates.
Automatic Air Separator	Ensures the system micro-bubbles and air are emitted from the system and helps to reduce corrosion rates and decreases stress on system components.
10L Dosing Pot Capacity	Enables installers and maintenance personnel to quickly dose the system with water treatment additives.
Connections 1" BSP	Suitable for all types of closed loop LTHW Heating and Cooling Water Systems up to 86,400Litres in volume.
6No 8,500 Gauss Neodymium Magnets	Each magnet is fully encased in 304SS shell, easily removable from the 316SS Magnet Grate for cleaning and fully submerged in the system flow for increased filtration.
Installation Bracket	Complete with backing plate for simple installation to wall or frame.
Servicing	The cleaning of the filters can simply be achieved without the need to shut the main system down and the dosing of water treatment chemicals is achieved simply and safely, again without the need to shut the system down.
Enhanced Performance	The ingenious design ensures that the filter will continue to perform should regular maintenance not be carried out.
Stainless Steel Components	All major components are manufactured from 304SS or 316SS for improved lifecycle and reliability.
Full Bore Ball Valve isolation Valves	The 304SS isolation valves do not restrict system flow and increases ease of installation.
Bespoke Insulation Jacket	Supplied as part of the Contractor Pack. The bespoke insulation jacket ensures heat losses are minimised.
Warranty	8 Years excluding filters and AAV.

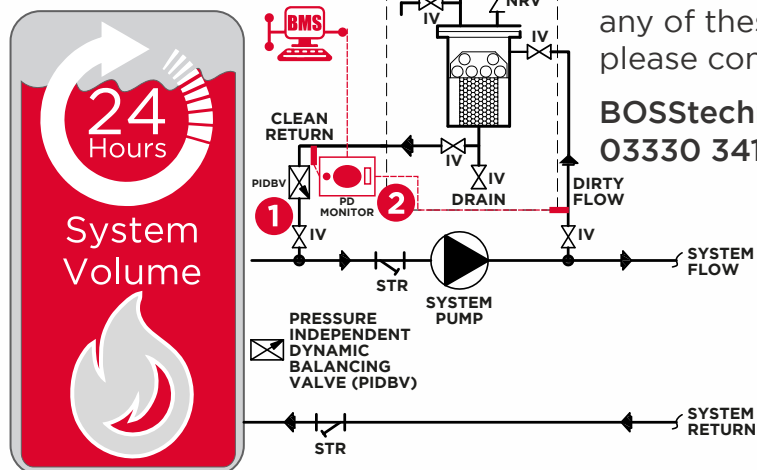
Flow DP of X-POT Compact & X-POT6 Cartridge Filters including Magnet Grate



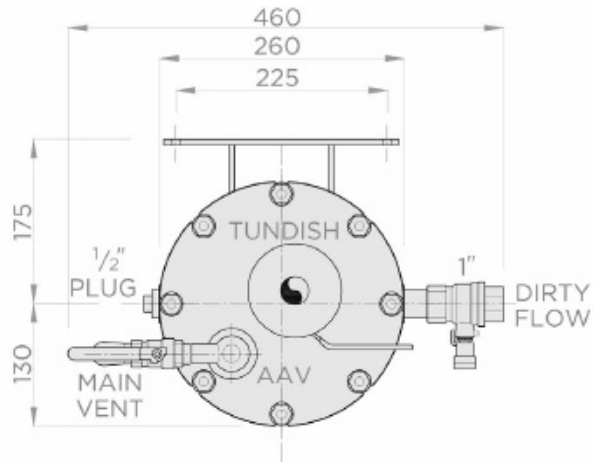
NOTE - Choice of X-POT is dependent upon system working pressure and system volume. Dirty filter state can be estimated by multiplying the clean filter state by a factor of 2.

Simple Schematics

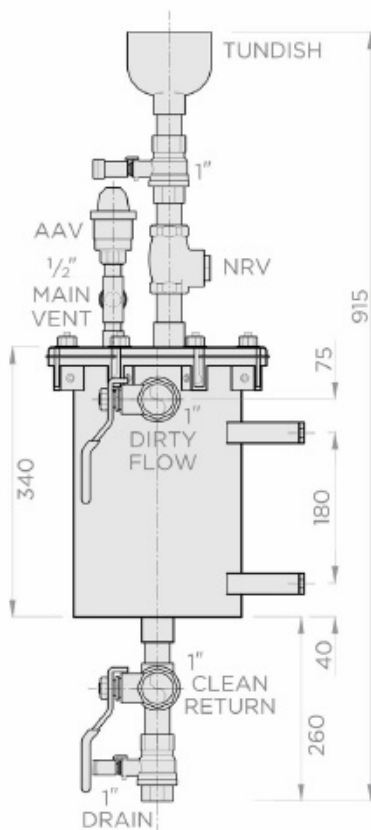
INSTALLATION EXAMPLE



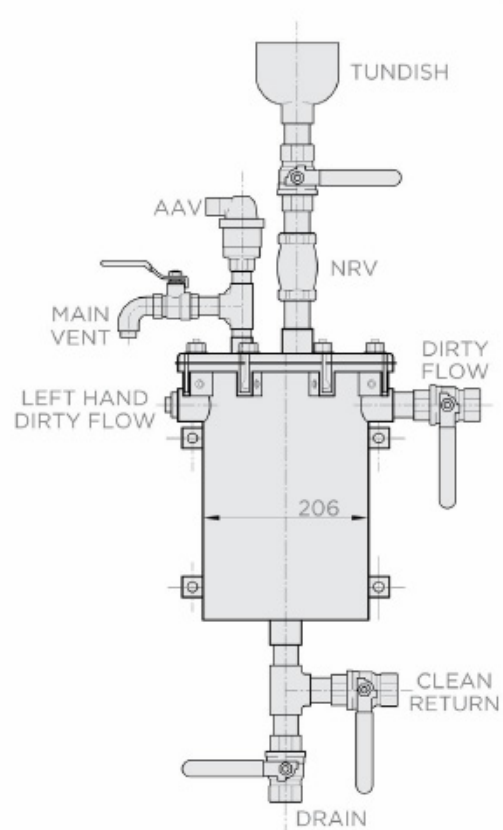
Line Drawings



Plan View



Side View



Front View